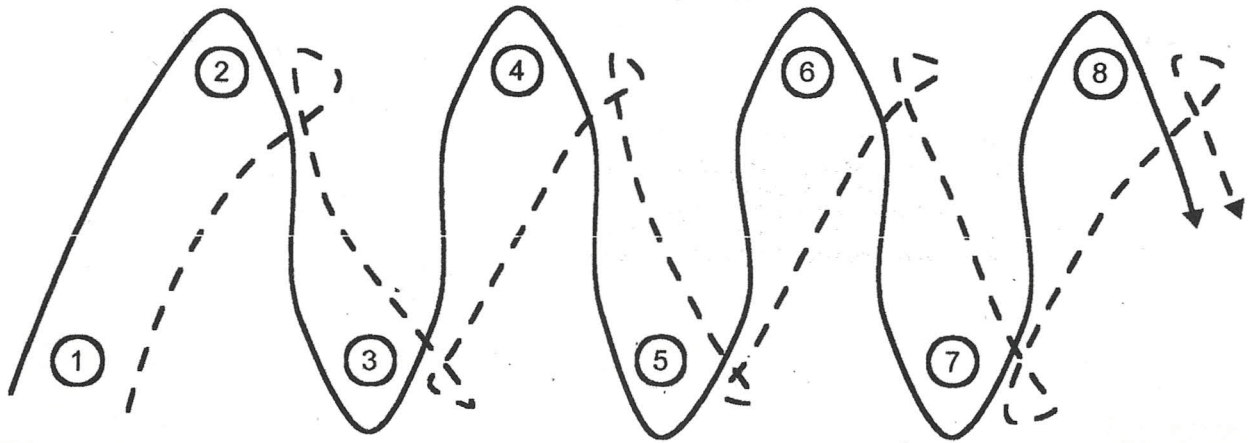
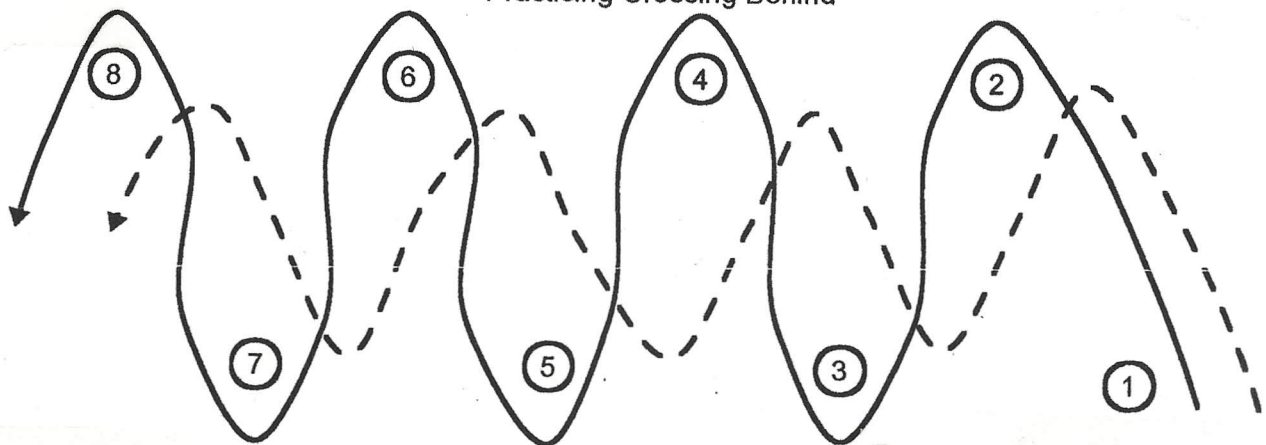


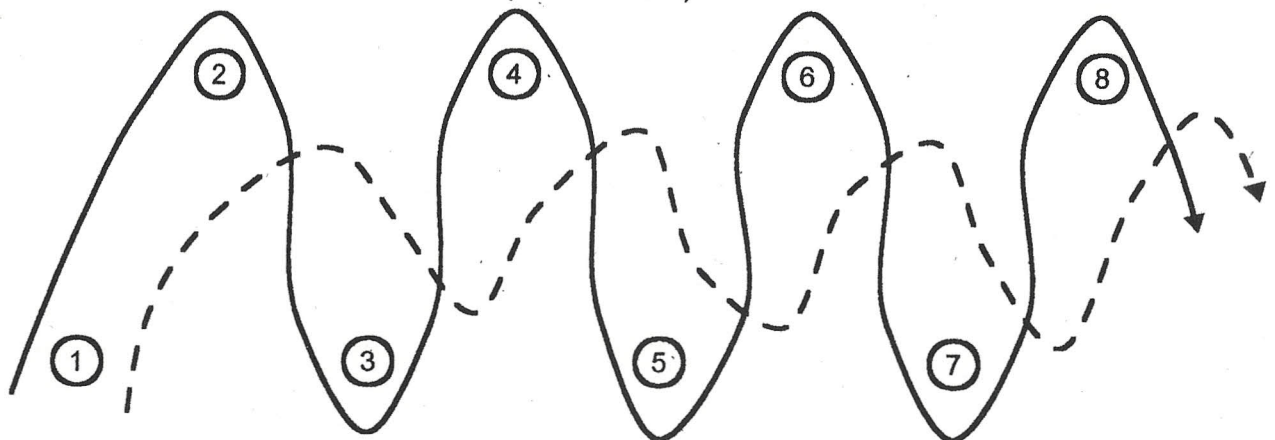
Practicing Front Crosses
(always facing dog)



Practicing Crossing Behind



Practicing Front Crosses
(blind crosses)



Handler is dotted Line

POST TURN

When the handler turns away from the dog and the dog turns with the handler in the same directions without a side change. (102, Clean Run, May 2005)




Post turn, also called a pull or shoulder pull

FRONT CROSS


Any maneuver where the handler changes sides in front of the dog's direction of motion.

It is now generally accepted that in performing a front cross the handler always faces the dog (a blind cross is a front cross where the handler briefly has his back to the dog).

(Glossary at www.cleanrun.com)



Front cross, also a takeoff-side cross



Front cross, sometimes called a 180° front cross

REAR CROSS

Any crossing maneuver in which the handler changes sides behind the dog's line of travel. The dog must move ahead of the handler or turn away from the handler in order for the handler to cross behind him. (104, Clean Run, May 2005)



Rear cross, landing-side



Rear cross, takeoff-side

For further explanation of these maneuvers, along with pictures and video, visit the glossary of Steve Schwarz's website: <http://agilitynerd.com/blog/agility/glossary>.

Pictures above are from Clean Run's "Special Focus Issue – Handling" (May 2005).